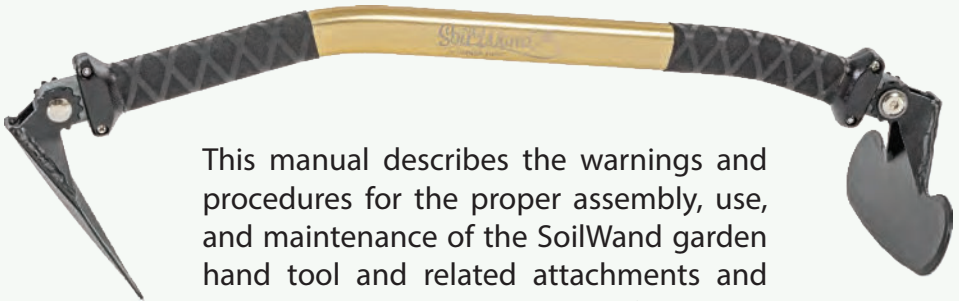




---

# Warnings and Instruction Manual

---



This manual describes the warnings and procedures for the proper assembly, use, and maintenance of the SoilWand garden hand tool and related attachments and accessories. Read thoroughly before use.



## **WARNING**

**READ AND UNDERSTAND THIS MANUAL BEFORE USING THIS PRODUCT. FAILURE TO FOLLOW THE INSTRUCTIONS AND SAFETY PRECAUTIONS IN THIS MANUAL CAN RESULT IN SERIOUS INJURY.**

**Grow your world!™**

**[soilwand.com](http://soilwand.com)**

© 2023 Botaniworld, LLC. Garden Tutor, Grow your world, and SoilWand are trademarks of Botaniworld, LLC. Designed in USA. Designed and assembled in USA. Patents Pending

## WARNINGS

# KEEP THIS MANUAL IN A SAFE AND CONVENIENT LOCATION FOR FUTURE REFERENCE.

**NOTICE:** In no event shall Botaniworld, LLC or its agents be liable for any direct, indirect, punitive, incidental, special, consequential damages to property, person, or life, whatsoever arising out of or connected with the use or misuse of our products. Some states/provinces do not allow the exclusion or limitation of incidental or consequential damages, so the above exclusion may not apply to you.



**WARNING! TO REDUCE THE RISK OF INJURY, USER MUST READ AND UNDERSTAND THIS USER MANUAL.**

- Tool attachment heads and handle-end connectors are sharp. Keep away from hands and body. Contact can result in injury. Use care when handling.
- Do not use this product if tool handle, handle-end connectors, or mounting hardware and/or tool heads are loose or damaged.
- Do not strike this tool with another object.
- Always wear approved eye protection and protective footwear when using tool.
- Always wear sturdy safety gloves to protect hands when handling or using tool.
- Do not use tool around power lines or electrical wires to avoid electrocution hazards.
- Use tool only for labeled intended purpose.
- Keep children and bystanders away when using tool.
- Use tool only in safe, well-lit conditions.
- Do not operate tool while impaired or under the influence of drugs or alcohol.

**ALWAYS KEEP TOOL AND ACCESSORIES OUT OF REACH OF CHILDREN**

# WARNINGS

## DANGER

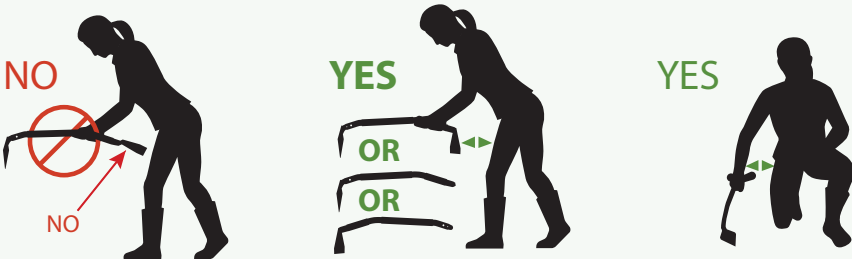
NEVER SWING TOOL TOWARDS YOUR BODY



Do not swing the tool back toward your body. Serious injury can occur.

## DANGER

HOLD TOOL SO THAT TOOL HEADS ARE POINTED SAFELY AWAY FROM YOUR HANDS AND BODY



This tool can accept attachment heads on one or both ends. Extreme care must be used when using the tool with dual attachment heads. Do not use the tool with a tool head fully extended away from the handle when it is pointing toward your body, as inadvertent bodily contact can occur and cause serious injury. Only operate tool by placing hands on the tool handle. **NEVER** operate tool while holding it by a tool head.

## DANGER

DO NOT USE TOOL IF DENTED, CRACKED, DAMAGED, OR LOOSE



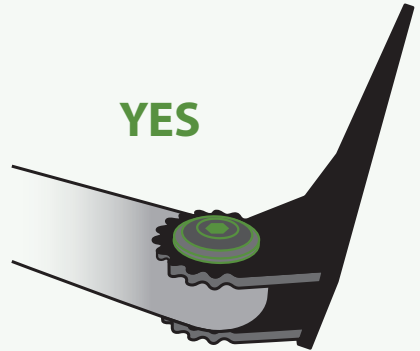
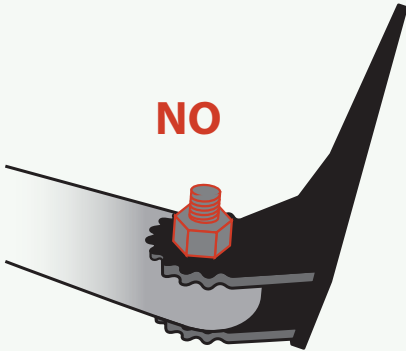
Inspect the tool regularly. Do not use the tool if any components are broken, dented, damaged, or loose. Do not use tool if handle is chipped, cracked, dented, damaged, or loose. Never hit solid objects with the tool handle, avoid striking rocks and solid surfaces with tool heads and never use solid objects to strike tool heads or handle.

**SAVE THESE INSTRUCTIONS**

## WARNINGS

### WARNING

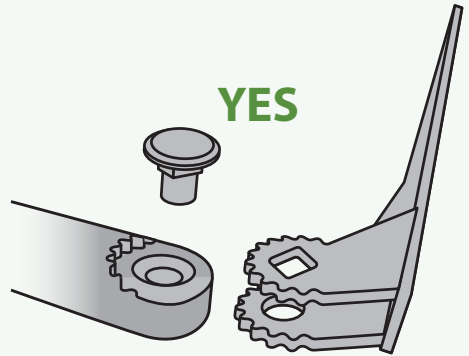

ONLY USE WITH GENUINE SOILWAND HARDWARE



Do not attempt to modify the tool in anyway and do not use any 3rd party fasteners or hardware with this tool. Only use genuine SoilWand components. Use of unauthorized parts can create safety hazards and voids product warranty.

### WARNING

ALWAYS CLEAN OFF ALL DIRT BEFORE ASSEMBLY



Do not attempt to attach tool heads if the handle-end connector, mounting hardware or tool heads are covered in dirt or other contaminants. Always clean off all dirt and foreign matter before attaching tool heads to tool shaft.

**SAVE THESE INSTRUCTIONS**

# DESCRIPTION & ASSEMBLY

## Description

Congratulations on becoming a SoilWand owner. SoilWand is the world's first precision gardening multi-tool. SoilWand does the job of many common garden hand tools and offers additional leverage and control. SoilWand is fully adjustable to your specific needs. SoilWand combines cutting-edge materials with a unique shape that is durable, configurable, lightweight, and a joy to work with. Below is a detailed overview of SoilWand. Note: The picture below shows the SoilWand ULTIMATE BUNDLE (ITEM #11002). If you purchased the SoilWand STARTER BUNDLE (#11000) or ESSENTIALS BUNDLE (#11001) you may or may not have these tool heads but the assembly instructions are the same.



1. HANDLE

1a. HANDLE-END CONNECTOR

2. DIAMOND CULTIVATOR TOOL HEAD

3. ROUNDED HOE TOOL HEAD

4. PUSH/PULL WEEDER

5. CARRIAGE BOLT

6. CARRIAGE BOLT SLEEVE

7. MOUNTING WASHER

8. M5 ALLEN WRENCH

## Assembly

Assembly of your SoilWand is straightforward. To attach a tool head to the SoilWand handle, you will need a tool head, mounting hardware (carriage bolt, carriage bolt sleeve, and nylon washer), and a 5mm Allen wrench [See Description Diagram]. All mounting surfaces and parts must be clean and free of dirt, so clean and rinse and dry all tool parts, if needed, before mounting.

Figure 1



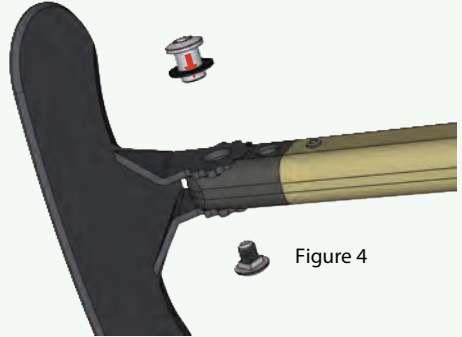
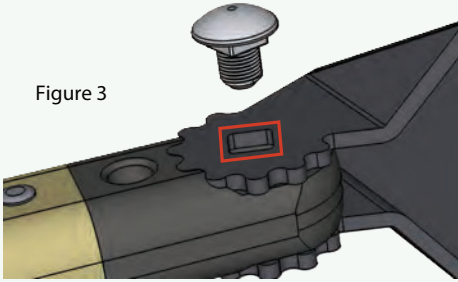
Figure 2



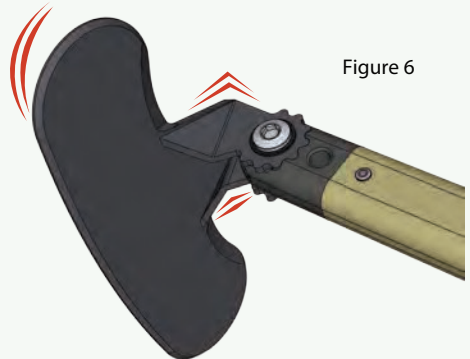
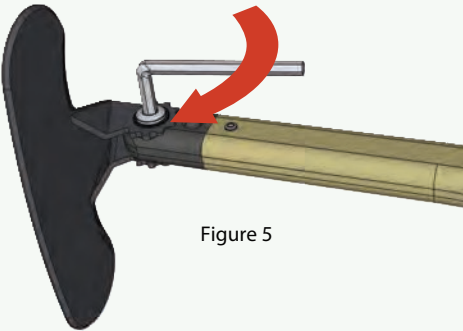
When ready, position tool head to desired angle and slide the tool head mounting flanges over the handle-end connector (Fig. 1). On most tool heads, there will be a maximum of 5 adjustment angles available (Fig. 2). All gear teeth on the tool head **MUST** fully mesh with the corresponding channels on the handle-end connector before inserting the mounting hardware.

**SAVE THESE INSTRUCTIONS**

# ASSEMBLY & OPERATION



Once tool head is fully seated, insert the carriage bolt through square mounting hole (**Fig. 3**). Insert washer over mounting sleeve. Affix the mounting sleeve to the carriage bolt (**Fig. 4**) and hand tighten, making sure carriage bolt is not cross-threaded. We recommend the use of anti-seize grease to help prevent thread galling. **DO NOT use tool head without the nylon washer installed.**



Double-check that you have achieved your desired tool head angle and firmly tighten the carriage bolt sleeve with the 5mm Allen wrench (**Fig. 5**). Be careful not to over-tighten the mounting hardware and make sure all mounting teeth are snugly fit into their respective mounting channels. After tightening the mounting hardware, double-check to ensure that the tool head is securely affixed to the tool head mount. There should be no play or looseness at all (**Fig. 6**).

## Operation

Using SoilWand:



KNEELING (TWO KNEES)



KNEELING (ONE KNEE)



RAISED BEDS STANDING

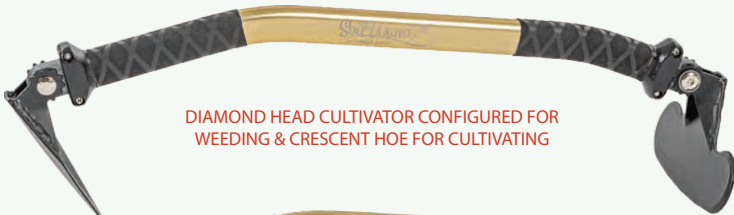
**SAVE THESE INSTRUCTIONS**

# CONFIGURATION & MAINTENANCE

Please note that while your SoilWand is engineered to withstand incredible forces it is not indestructible. It should not be used to pry large roots or large rocks out of the soil. In addition, it should not be used like a pick axe to break up hard soils like desert caliche.

## Configuration

SoilWand can be configured in hundreds of different ways and has many uses throughout the yard and garden. There are additional attachments that can be purchased separately (some shown below) to expand SoilWands functionality. Here are some configurations that you may find helpful.



DIAMOND HEAD CULTIVATOR CONFIGURED FOR WEEDING & CRESCENT HOE FOR CULTIVATING



PUSH-PULL WEEDER/RAKE & CRESCENT HOE



DIAMOND HEAD CULTIVATOR CONFIGURED FOR DIGGING



CRESCENT HOE CONFIGURED FOR CULTIVATING

## Maintenance

SoilWand is a precision gardening tool, and we recommend that the mounting gear teeth and channels are kept clean and free of dirt and other particulates before changing or adjusting tool heads. Periodically apply anti-seize grease to the tool head mounting hardware to prevent galling and cross-threading. As the tool heads wear, you may find that a light coating of mineral oil will help to keep flash rusting under control. We do not recommend sharpening tool heads. Inspect tool handle and make sure it has not become chipped or dented. Store the tool in a safe and dry place to prevent rust.

SAVE THESE INSTRUCTIONS

# MAINTENANCE, SUPPORT, & WARRANTY

## Support

Please email us at [info@soilwand.com](mailto:info@soilwand.com) or call 781-214-1854 during regular business hours and we will be glad to assist you. For the most up to date information on SoilWand go to [soilwand.com](http://soilwand.com)

## Warranty

### LIMITED 10 YEAR WARRANTY

BOTANIWORLD, LLC WARRANTS THIS PRODUCT FOR A PERIOD OF 10 YEARS FROM ORIGINAL DATE OF PURCHASE, BY ORIGINAL PURCHASER, TO BE FREE FROM DEFECTS IN MATERIAL AND WORKMANSHIP UNDER CORRECT, NORMAL RESIDENTIAL USE AND PROPER APPLICATIONS.

AT BOTANIWORLD'S OPTION, QUALIFYING DEFECTIVE PRODUCT WILL BE REPAIRED, REPLACED, OR SUBSTITUTED WITH A PRODUCT OF EQUAL VALUE. BOTANIWORLD'S OBLIGATIONS UNDER THIS WARRANTY SHALL BE LIMITED TO THE REPAIR OR EXCHANGE, AT BOTANIWORLD'S OPTION, OF ANY BOTANIWORLD PRODUCT OR PART WHICH PROVES TO BE DEFECTIVE AS PROVIDED. BOTANIWORLD RESERVES THE RIGHT TO EITHER INSPECT THE PRODUCT AT THE BUYER'S LOCATION OR HAVE IT RETURNED TO THE FACTORY FOR INSPECTION.

THE ABOVE WARRANTY DOES NOT EXTEND TO GOODS DAMAGED OR SUBJECT TO ACCIDENT, NORMAL WEAR AND TEAR, COMMERCIAL OR INDUSTRIAL USE, ABUSE OR MISUSE AFTER SHIPMENT FROM BOTANIWORLD'S FACTORY, NOR TO GOODS ALTERED OR REPAIRED BY ANYONE OTHER THAN AN AUTHORIZED BOTANIWORLD REPRESENTATIVE.

BOTANIWORLD MAKES NO EXPRESS WARRANTIES OTHER THAN THOSE, WHICH ARE SPECIFICALLY DESCRIBED. ANY DESCRIPTION OF GOODS, INCLUDING ANY REFERENCES AND SPECIFICATIONS IN CATALOGS, CIRCULARS AND OTHER WRITTEN MATERIAL PUBLISHED, IS FOR THE SOLE PURPOSE OF IDENTIFYING GOODS AND SHALL CONFORM TO SUCH DESCRIPTIONS. ANY SAMPLE OR MODEL IS FOR ILLUSTRATIVE PURPOSES ONLY AND DOES NOT CREATE AN EXPRESS WARRANTY THAT THE GOODS CONFORM TO SAMPLE OR MODEL SHOWN.

THE PURCHASER IS SOLELY RESPONSIBLE FOR DETERMINING SUITABILITY OF GOODS SOLD. THIS WARRANTY IS EXPRESSLY IN LIEU OF ALL OTHER WARRANTIES EXPRESSED OR IMPLIED. BOTANIWORLD WILL IN NO EVENT BE LIABLE FOR ANY INCIDENTAL OR CONSEQUENTIAL DAMAGES WHATSOEVER. NOR FOR ANY SUM IN EXCESS OF THE PRICE RECEIVED FOR THE GOODS FOR WHICH LIABILITY IS CLAIMED. SOME STATES/PROVINCES DO NOT ALLOW THE EXCLUSION OR LIMITATION OF INCIDENTAL OR CONSEQUENTIAL DAMAGES, SO THE ABOVE EXCLUSION MAY NOT APPLY TO YOU. THIS WARRANTY GIVES YOU SPECIFIC LEGAL RIGHTS, AND YOU MAY HAVE OTHER RIGHTS, WHICH MAY VARY FROM STATE/PROVINCE TO STATE/PROVINCE. IF YOU BELIEVE THAT YOUR TOOL MEETS THE CRITERIA FOR WARRANTY REPLACEMENT, PLEASE EMAIL [INFO@GARDENTUTOR.COM](mailto:INFO@GARDENTUTOR.COM).

BOTANIWORLD RESERVES THE RIGHT TO AMEND THIS WARRANTY POLICY AS REQUIRED.

[soilwand.com](http://soilwand.com)

© 2023 Botaniworld, LLC. Garden Tutor, Grow your world, and SoilWand are trademarks of Botaniworld, LLC. Designed in USA. Made in China. Patents Pending